

2



Activity Sheets for Mathematics

Quarter 2

Week

1

GOVERNMENT PROPERTY
NOT FOR SALE

Activity Sheets for Mathematics Grade 2

Quarter 2: Week 1

This material is intended exclusively for the use of teachers in the implementation of the MATATAG K to 10 Curriculum. It aims to assist in delivering the curriculum content, standards, and lesson competencies.

The Department of Education (DepEd), in partnership with the Filipinas Copyright Licensing Society, Inc. (FILCOLS), ensures compliance with Republic Act No. 8047 by developing and licensing learning materials for public schools. FILCOLS, as the government-accredited collective management organization for the text and image sector, administers, licenses, and enforces reproduction rights on behalf of authors, publishers, and other right holders.

Under a non-exclusive license agreement, FILCOLS secures permissions for DepEd to reuse copyrighted works in the creation of educational resources, subject to a token fee. This collaboration is particularly vital when textbooks are damaged or destroyed due to calamities, ensuring that students continue to have access to necessary learning materials. Only institutions and entities with agreements with FILCOLS are authorized to reproduce these materials. Unauthorized parties must obtain direct permission from the respective copyright holders. For more information, visit www.filcols.org or email filcols@gmail.com.

No part of this material, including its original and borrowed contents, may be reproduced in any form without written permission from the Department of Education.

Every care has been taken to ensure the accuracy of the information provided in this material. For inquiries or feedback, please call the Office of the Director of the Bureau of Learning Resources via telephone numbers (02) 8634-1072 and 8631-6922 or send an email to blr.od@deped.gov.ph.

The Department of Education would like to extend its sincere appreciation and gratitude to the United States Agency for International Development and RTI International through its ABC+ Project and UNICEF for supporting and providing technical assistance in the development of the MATATAG learning resources.

Published by the Department of Education
Secretary: Sonny M. Angara
Undersecretary: Gina O. Gonong

Development Team

Writers:	UP NISMED (Ralph Ian M. Robles and Aida I. Yap)
Content Reviewers:	Melanie C. Unida, Richie C. Noveloso and Arnel M. Batalla
Language Evaluator:	Dindo John Moreno
Illustrator:	Jason O. Villena
Layout Artist:	Lorraine Anne B. Ang

Management Team

Bureau of Curriculum Development
Bureau of Learning Delivery
Bureau of Learning Resources

Department of Education – Bureau of Learning Resources (DepEd- BLR)

Office Address: Ground Floor, Bonifacio Building, DepEd Complex
Meralco Avenue, Pasig City
Philippines 1600

Telefax: (02) 8634-1054; 8634-1072; 8631-4985

Email Address: blr.lrqad@deped.gov.ph; blr.lrpd@deped.gov.ph

Activity Sheet 1

Piggy Bank Savings

Read the problem carefully. Write your solution and answer in the space provided.

The siblings, Ian and Anna, are excited for Christmas. They decide to open their piggy banks to count the amount of money they saved from their school allowance. They plan to use this money to buy presents for themselves.

Ian carefully arranged his coins by value before counting.

Ian's Money



Anna, on the other hand, simply took out all her coins and started counting them randomly.

Anna's Money



How much money did each sibling save in their piggy banks?

The amount of money Ian saved is _____.

The amount of money Anna saved is _____.

Show how you got both amounts.

Activity Sheet 2

Can Rudy Afford the Pants?

Read the problem carefully. Write your solution and answer in the space provided.

The price of a pair of pants at the store is ₱899.00. Rudy wants to check how much money he has in his wallet to see if he can afford the pants.

Rudy's Money








Does Rudy have enough money to buy the pants? _____

Show how much money Rudy has in his wallet to support your answer.

Activity Sheet 3

Counting Centavo Coins

Complete the table below by writing the amount of centavo coins using the correct symbols.

Centavo Coins	Amounts Written in Centavos
1. 	
2. 	
3. 	
4. 	
5. 	

6.



7.



Activity Sheet 4

How Much Money is in the Cash Box?

Read the problem carefully and write your solution and answer in the space provided.

Bing helps her grandmother run a small sari-sari store. At the end of the day, Bing counts the amount of money in the cash box.

Money in the Cash Box



How much money did Bing count in the cash box? _____

Show how much money Bing counted in the cash box to support your answer.

Assessment 1

Determine the amount of the peso coins, then write your answer on the blank provided.

1.



2.



3.



4.



5.



Assessment 2

Determine the amount of the peso bills, then write your answer on the blank provided.

1.



2.




3.



4.







5.




Assessment 3

Complete the table below by writing the amount of centavo coins using the correct symbols.

Centavo Coins	Amounts Written in Centavos
<p>1.</p> 	
<p>2.</p> 	
<p>3.</p> 	
<p>4.</p> 	

5.



Assessment 4

Determine the amount of the peso bills, then write your answer on the blank provided.

1.



2.



3.



4.



5.

