


Name: _____ Date: _____ Rating Score: _____

TITLE: INDIAN ARTS

Activity #1: Elements of Art: Lines, Shapes, Colors Texture, Value and Space.

Direction: Using the elements of Art mentioned above, draw and color a rangoli design inside the box below. Examples of Rangoli designs are shown on the left side below for your guidance but do not copy it.



Rubric

Criteria	5 Excellent	3 - 4 Very Good	2 Satisfactory	1 Needs Improvement
1. Appearance of work				
2. Created a neat design				
3. Applied most of the Elements of Art mentioned				

TITLE: Tons in 'Tans

Activity #2: Word Find.

Direction: Using your chosen crayon color, highlight the words in the puzzle that are associated with the arts and crafts of Uzbekistan, Kazakhstan, Tajikistan, Turkmenistan and Kyrgyzstan.

T S V C U K G H J D Y S
 W G T K L I M E S G Z I
 W H H E M O W W N F F L
 Z V S I P E T I Z D T V
 J Q T O L R V H Z M L E
 P E H R B A A H E Q L R
 G N I V R A C C G S G W
 T E O G M X S W H V W A
 S Y N D W H N K S M A R
 T E M B R O I D E R Y E
 R B S V J D V T J T T S
 M E T A L W O R K S S B

These are the words you need to find:

1. ENGRAVING
2. EMBROIDERY
3. BASKETS
4. SILVERWARE
5. JEWELRIES
6. CARVING
7. CARPETS
8. METALWORKS
9. WOODENCRAFTS
10. CLOTHES

Specific Week: 1

Target Competency: Analyzes elements and principles of art in the production of arts and crafts inspired by the culture of Southeast Asia – A8EL-Ib-1 identifies characteristics of arts and crafts in specific countries in South, West, and Central Asia: India (rangoli, katak, mendhi, diwali); Saudi Arabia (carpet design); Pakistan (truck art); and Tibet (mandala), etc Reflects on and derive the mood, idea or message from selected artifacts and art objects A8PL-IIIh-1 A8PL-IIIh-2

ACTIVITY 1

Matching Type

Procedure: Match Column A with Column B by writing the letter on the space provided

A	B
_____ 1. Uzbekistan holds a prominent place among the numerous forms of popular applied art.	A. Carving
_____ 2. Is the most present in architectural monuments.	B. Ceramics
_____ 3. People who inhabited the region of present are known for making	C. Fabrics
_____ 4. In ancient times, nomads used to draw on	D. Nomadic
_____ 5. Clothing, Utility tools, yurts, and horses' saddles were always decorated using patterns and design.	E. Printed Cloths
	F. Rocks

ACTIVITY 2

In this activity you will find out the correct word in the **scramble world** base on the lesson.

Scramble World

1. CALITREMGOE
2. MICERAC
3. SEWRIEJEL
4. STAIJK
5. STANHKZAKA

ACTIVITY 3

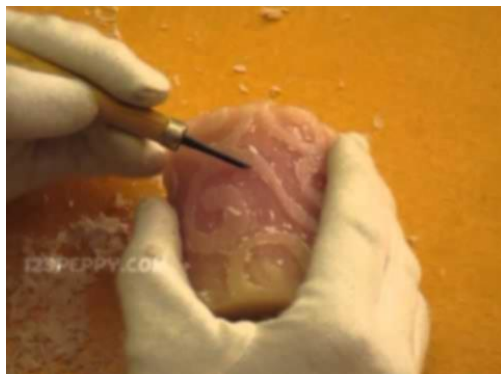
DIRECTIONS: Choose the word of the correct answer from the box below. Write those words on the line before each number.

Animals	India	Iran
Islamic	Jame Mosque	Moguls

- _____ 1. It is build for aesthetic reasons, as well as to place Masyrabias windows
- _____ 2. Taj Majal is the one architecture of love story and the most beautiful monument by the
- _____ 3. One of the richest art heritages in the world history
- _____ 4. Tajik's carving gradually changed to Arabian inscriptions using images of people and
- _____ 5. Second most populous country and democratic in the world

Specific Week: 3-4

Target Competency: The appreciation of the artifacts and art objects in terms of their utilization and their distinct use of art elements and principles. A8PL-IIIh-2 Incorporates the design, form, and spirit of South, West, and Central Asian artifacts and objects to one's creation. A8PL-IIIh-3

TITLE: CANDLE SCULPTURE**Materials:**

- Old newspaper
- Candle – 2” in diameter
- Sketch of your chosen design
- Black permanent marker
- Pencil
- Nail pusher

Procedure:

1. Spread out the old newspaper to protect your work area.
2. Sketch your chosen design on the candle using a pencil. Use geometric shapes and patterns like scrollwork and curved lines.
3. With the nail pusher, carve the design on the candle. Use the subtractive technique to cut away the unwanted part.
4. Highlight the design with the use of a black permanent marker.

Rubrics:

Category	Excellent (5 pts)	Good (4 pts)	Fair (3 pts)	Poor (2 pts)	Score
Following Directions	Followed the directions correctly	Followed most of the directions	Followed some of the directions	Did not follow the directions	
Creativity and Workmanship	Student's output is very creative and tidy	Student's output is good and tidy	Student's output is fair and has few errors	Student's output is dull with lots of errors	
Pattern	Pattern of Central Asian culture is well-defined and used from beginning to end	Pattern of Central Asian culture is visible but not clearly defined	Pattern of Central Asian culture is somewhat visible but not continuous	There is no pattern of Central Asian culture	
Total Points					

Specific Week: 5-6**Target Competency:**

- Traces the external (foreign) and internal (indigenous) influences that are reflected in the design of an artwork and in the making of a craft. A8PLIIh-4
- Creates arts and crafts that can be locally assembled with local materials, guided by local traditional techniques (e.g., Ghonghis, Marbling Technique, etc.) A8PR-IIIc-e-1

TITLE: RECYCLED BEADS**Activity # MAKING PAPER RECYCLED BEADS!**

Turn junk mail, magazines, brochures, last year's calendars, and gift-wrapping paper into cool beads that may be used for bracelets or necklaces.

Step 1: SUPPLY LIST

- 1 page from an old magazine, junk mail, calendar, brochure or a piece of gift-wrapping paper-
- A paper cutter with marked measurements and ruler, A glue stick, Wooden toothpicks
- Clear nail polish and a small piece of styrofoam (optional, see Step 4), Elastic beading cord (about 9-10"), Leftover silver and glass beads, Cuticle scissors

Step 2: CUT THE MAGAZINE PAGE INTO STRIPS

-Tear or cut the page from the magazine (calendar, brochure, wrapping paper, etc.) that you have selected. 1/2" cut strip and one strip that has been cut in half diagonally.)

Step 3: ROLL AND GLUE

with the 8 diagonal paper strips, several toothpicks, a glue stick and some clear nail polish.

-Take a toothpick and one paper strip. Roll the WIDE end of the paper strip completely around the toothpick ONE rotation. Next, take the glue stick and quickly cover the remaining paper surface with glue.

Step 4: SEAL THE PAPER BEADS**Step 5: STRING THE BEADS**

For this activity, you will be graded according to the rubric below:

Indicators	5 – 4 points	3 – 2 points	1 point
1. The learner created a wonderful design.			
2. The learner made a clean output.			
3. The learner used different patterns and colors.			
4. The elements of arts are present on the learner's output.			

Grade 8 ARTS-Week-8**Activity #1-**

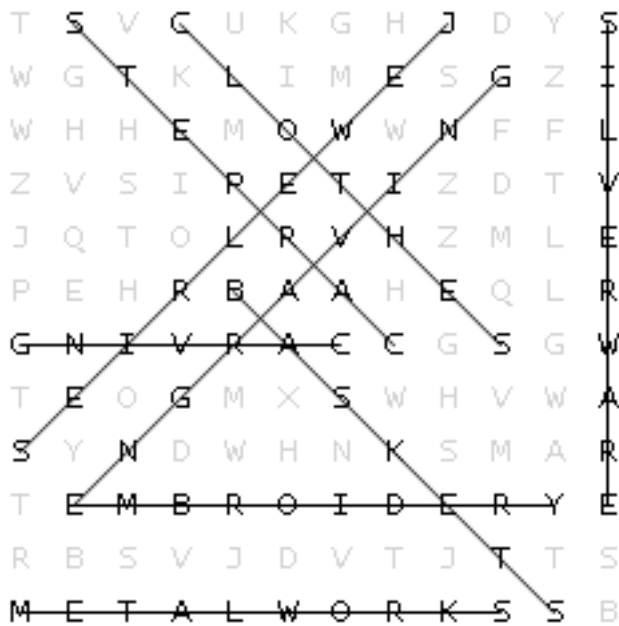
- Collect some picture of some of our arts here in the Philippines and paste them in a bond paper.
- You may look for some pictures in old magazines, newspaper, or through the internet.
- Place all your work in an album and make a short comparison of Philippine art to the arts of Central, Southern and West Asian countries.

Specific Week:7-8

- **Target Competency:** Shows the relationship of the development of crafts in specific countries in South Asia, West Asia, and Central Asia, according to functionality, traditional specialized expertise and availability of resources./ Shows the commonalities and differences of the cultures of the South Asian, West Asian, and Central Asian countries in relation to Philippine culture.

Answers Keys Week 1&2

Activity #2:



ANSWER KEY week 3&4

Activity 1

1. B
2. A
3. C
4. F
5. D

Activity 2

1. Geometrical
2. Ceramic
3. Jewelries
4. Tajiks
5. Kazakhstan

Activity 3

6. Jame Mosque
7. Moguls
8. Iran
9. Animals
10. India

