


Senior High School

Contemporary Philippine Arts from the Regions

Quarter 1 - Module 7

Living with the Artists



Contemporary Philippine Arts from the Regions
Alternative Delivery Mode
Quarter 1 - Module 7: Living with the Artists

Republic Act 8293, section 176 states that: No copyright shall subsist in any work of the Government of the Philippines. However, prior approval of the government agency or office wherein the work is created shall be necessary for exploitation of such work for profit. Such agency or office may, among other things, impose as a condition the payment of royalties.

Borrowed materials (i.e., songs, stories, poems, pictures, photos, brand names, trademarks, etc.) included in this module are owned by their respective copyright holders. Every effort has been exerted to locate and seek permission to use these materials from their respective copyright owners. The publisher and authors do not represent nor claim ownership over them.

Published by the Department of Education
Secretary: Leonor Magtolis Briones
Undersecretary: Diosdado M. San Antonio

Development Team of the Module

Writer: Arlene A. Bulala

Editor: Leny Chris A. Mangulad

Reviewers: Dr. Arlyn M. Brigola, Dr. Gregorio T. Capiral

Illustrator: Ralph C. Apostol

Layout Artist: Teddy C. Sarmiento

Management Team: Wilfredo E. Cabral, Director IV

Genia V. Santos, CLMD Chief

Dennis M. Mendoza, Regional EPS In Charge of LRMS

Micah S. Pacheco, Regional ADM Coordinator

Evangeline P. Ladines, CESO V, Schools Division Superintendent

Rodel C. Apostol, Division EPS In Charge of LRMS

Printed in the Philippines by _____

Department of Education – National Capital Region

Office Address: Misamis St., Bago Bantay, Quezon City

Telefax: 02-929-0153

E-mail Address: depedncr@deped.gov.ph

Senior High School

Contemporary Philippine Arts from the Regions

**Quarter 1 – Module 7
Living with the Artists**

Introductory Message

For the facilitator:

This module is self-paced module for Senior High School Grade 12 Students under Alternative Delivery Mode (ADM). Since this module assumes that the learner can read and study independently, the module provides instructions and content on Contemporary Philippine Arts from the Regions focusing on **Living with the Artists (Module 7)** with less supervision of the teacher. However, the student is free to ask the teacher when he/she needs clarification and explanations on the topic to understand the lesson further. It is advisable to ask the students to use separate sheets in answering the pre-test, self-check exercises, and post-test.



Notes to the Teacher

Since this module focuses on specific contemporary arts from different regions, it is observed that the vocabulary related to arts are used in context of the region where it originated from. Also, the teacher may add supplementary activities, if the student is living in a place where such a contemporary art forms are locally recognized to make the lesson more relevant with the community where the learner belongs.

As a facilitator you are expected to orient the learners on how to use this module. You also need to keep track of the learners' progress while allowing them to manage their own learning. Furthermore, you are expected to encourage and assist the learners as they do the tasks in the module.

For the learner:

This module is designed for you!

Remember that this is a self-paced module. This means that you are given ample time to read and answer the activities at your most convenient time at home. However, remember that completion of this module is one of the requirements to complete the course subject **Contemporary Philippine Arts from the Regions** for Senior High School Program. Thus, this must be accomplished within the time frame given by your teacher.

This module has the following parts and corresponding icons:



What I Need to Know

This will give you an idea of the skills or competencies you are expected to learn in the module.



What I Know

This part includes an activity that aims to check what you already know about the lesson to take. If you get all the answers correct (100%), you may decide to skip this module.



What's In

This is a brief drill or review to help you link the current lesson with the previous one.



What's New

In this portion, the new lesson will be introduced to you in various ways such as a story, a song, a poem, a problem opener, an activity or a situation.



What is It

This section provides a brief discussion of the lesson. This aims to help you discover and understand new concepts and skills.



What's More

This comprises activities for independent practice to solidify your understanding and skills of the topic. You may check the answers to the exercises using the Answer Key at the end of the module.



What I Have Learned

This includes questions or blank sentence/paragraph to be filled into process what you learned from the lesson.



What I Can Do

This section provides an activity which will help you transfer your new knowledge or skill into real life situations or concerns.



Assessment

This is a task which aims to evaluate your level of mastery in achieving the learning competency.



Additional Activities

In this portion, another activity will be given to you to enrich your knowledge or skill of the lesson learned. This also tends retention of learned concepts.



Answer Key

This contains answers to all activities in the module.

At the end of this module, you will also find:

References

This is a list of all sources used in developing this module.

The following are some reminders in using this module:

1. Use the module with care. Do not put unnecessary mark/s on any part of the module. Use a separate sheet of paper in answering the exercises.
2. Don't forget to answer *What I Know* before moving on to the other activities included in the module.
3. Read the instruction carefully before doing each task.
4. Observe honesty and integrity in doing the tasks and checking your answers.
5. Finish the task at hand before proceeding to the next.
6. Return this module to your teacher/facilitator once you are through with it.

If you encounter any difficulty in answering the tasks in this module, do not hesitate to consult your teacher or facilitator. Always bear in mind that you are not alone.

We hope that through this material, you will experience meaningful learning and gain deep understanding of the relevant competencies. You can do it!

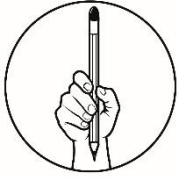


What I Need to Know

This module is designed and written with you in mind. It is here to help you discuss the lesson titled ***Living with the Artists***. The scope of this module permits it to be used in many different learning situations. The language used recognizes the diverse vocabulary level of students. The lessons are arranged to follow the standard sequence of the course. But the order in which you read them can be changed to correspond with the textbook you are now using.

This module will help you see the importance of contemporary art forms from different regions of the Philippines. The artists and their art- forms do not only show creativity but also the artists' compelling reasons for producing such artworks and their significant contributions to their community.

After going through this module, you are expected to **relate the significance of contemporary art forms from the Philippine Regions (CAR11/12 CAP-0c-e-8)**.



What I Know

DIRECTIONS: Read each question and choose the letter of your answer.

- Artists receive GAMABA awards mainly because ...
 - He/she has an artwork.
 - He/she is engaged in an art tradition.
 - He/she is a member of an indigenous community.
 - He/she has a significant contribution as part of an indigenous community.
- The Living Treasures Award is given to recognize Filipino artists who have practiced and reserved the following except...
 - beliefs.
 - rituals.
 - photos.
 - customs.
- What is the significant work that is popular in Pampanga by Eduardo Mutuc?
 - weaving
 - plastic arts
 - embroidery
 - metal carvings
- He is an artist who is proficient in playing other instruments such as the kulintang, agong and gandingan.
 - Alonzo Saclag
 - Uwang Ahadas
 - Federico Caballero
 - Samaon Sulaiman
- He is a farmer who created a useful protective hats made from "tabungaw".
 - Ginaw Bilog
 - Teofilo Garcia
 - Alonzo Saclag
 - Uwang Ahadas
- The Contemporary Philippine Art Forms are very important because they show
 - our way of life.
 - common identity.
 - plans for the future.
 - global talent and skills.
- This is what we need to do to acknowledge our GAMABA Award recipients in Contemporary Philippines Arts from the Regions.
 - study
 - share
 - recognize
 - appreciate
- "He believed that tabungaw has potential as an export product. He taught others the craft and even explored new designs. Thus, he developed many patterns and built on traditional patterns". How would you characterize the artist in this line?
 - optimistic
 - generous
 - dreamer
 - visionary
- Visiting the province of Iloilo, what particular art forms you would possibly consider as subject for the study of local contemporary arts?
 - epic
 - Carvings
 - Poetry
 - Weavings
 - I & II
 - I & III
 - III & IV
 - I & IV
- To promote tourism in Basilan, you are tasked to make an advertisement. Which of the following information can help you in making an advertisement?
 - gabbang*
 - kutyapi*
 - Dance patterns*
 - Uwang Ahadas
 - Alonzo Saclag
 - Samaon Sulaiman*
 - I & IV
 - II & III
 - II & V
 - I & VI



What's In

In the previous lesson, you learned that contemporary art is composed of art form created by the artists who are still living today. You also identified the different national artists who contributed significant work of arts that reflect our history and culture. As we look and appreciate their great artworks, we also see the techniques and materials they use that make an art. As a review, list down three 3 national artists and tell something about their artwork.



What's New

DIRECTIONS: Choose three artists who received the Gawad sa Manlilikha ng Bayan (GAMABA) Awards and list down their names in the table below. Complete the table by identifying their artwork and the region where they came from.

Artist	Artwork	Kind of Art	Region
1.			
2.			
3.			

Lesson

7

Living with the Artists

As you learned in the previous lesson, the Gawad sa Manlilikha ng Bayan (GAMABA) or the National Living Treasures Awards is given by the National Commission for Culture and the Arts (NCCA) to recognize Filipino artists who have practiced and preserved the customs, beliefs, rituals and traditions of the indigenous community where they belong. This recognition means that these artists have contributed significant art forms that are timeless amidst our fast-paced environment and multifaceted culture. Though considered as traditional arts by origin, the works of the awarded artists are also contemporary for they continue to be observed and practiced in their community. However, in the middle of the discussion of the former lesson, have you ever asked yourself what made these arts so important? This module will help you understand and appreciate the value of these remarkable arts.

“We must recognize and fulfill our duty to stay true to who we are, remember where we came from, and honor the timelessness of our culture and traditions.” President Rodrigo Roa Duterte remarked in the awarding of Gawad Manlilikha ng Bayan (GAMABA) last 2018.

As the Chief Executive, he believes that preserving the cultural heritage is important to establish our identity as a Filipino. The preserved customs and traditions are important not only for the people who live in the indigenous community but also to the Philippine culture and tradition in general.



What is It

The following are some of the significant contributions of the artists through their arts.

1. Unique Identity.

Traditional arts reflect our diverse heritage and cultural traditions. This is evident in all arts created by the artists who receive the GAMABA award. One of these arts is **weaving**. Though weaving has long been part of our traditions, the use of different materials and the different tedious process make each art unique.

Haja Amina Appi of Ungos Matata, Tawi-Tawi shows how pandan can be weaved into mats with vibrant colors, beautiful geometric designs and fine symmetry. These mats are usually used by their people for prayer or as a gift to the newly-weds.

In Luzon, weaving is preserved through **Magdalena Gamayo** who used traditional patterns. Her work is marked by her ability to replicate designs with

excellence and consistency.

Another artwork of the same kind is t'nalak (a fine abaca cloth) by **Lang Dulay** of Lake Sebu, South Cotabato. She worked on traditional designs like bulinglangit (clouds), kabangi (butterfly), crocodiles, and flowers.

As you can see, though these artists worked on the same art (weaving), their artworks in their community is still uniquely created showing the identity of their community (Estrella, 2020).

2. Exemplary Skills.

The artwork of **Eduardo Mutuc** from Pampanga shows how his skills developed from being a farmer to one of the furniture carvers. To earn an income, he really practiced his skills and became one of the most respected creators of religious and secular arts today. He was awarded in 2004 for his detailed and lifelike pieces of varying sizes: altars, mirrors, retablos, and carosas made with wood, silver, and bronze.

Uwang Ahadas, on the other hand, shows his exemplary skill in music. At a young age, he learned to play music with his siblings. Though kwintangan was usually played by a woman, he mastered playing it. It is made of logs used to call abundant harvest of grains.

Another musician who has shown superb skills is musician **Samaon Sulaiman** who was a master of the kutyapi, a two-stringed lute. He was also proficient in playing other instruments such as the kulintang, agong (a suspended gong with a wide rim), gandingan (agong with a narrow rim), and tambul.

3. Way of Life

Alonzo Saclag of Lubuagan, Kalinga mastered local musical instruments, along with dance patterns associated with rituals. These performances are performed during celebrations or communal agreement such as peace pacts. To pass this tradition, Saclag took a formal education reaching radio stations and creating Kalinga Budong Dance Troupe.

Hearing the tales as told by his mother, epic chanter **Federico Caballero** of Calinog, Iloilo learned Suguidanon, a Central Panay epic. Though Central Panay is located in the mountains, the epic tells about characters and settings that reflect that his people might have lived once in seashores in the past. Also, this epic was usually chanted by a **binukot**, a woman of high status. Regardless of education and social status, women were not given authority. Instead, they were trained for embroidery and memorization of epic. Caballero is known to keep the local oral traditions through his chants (Gowey, 2016).

4. Enduring Values

Values are usually reflected in literary arts such as poem. Thus, the Mangyan script is one of the four remaining syllabic scripts in the country which was preserved through **Ginaw Bilog** of Mansalay, Oriental Mindoro. He was most popular in writing ambahan (a metaphoric poem comprising seven-syllable lines) on traditionally used bamboo tubes. His poems about advising the young, bidding a friend goodbye, and asking for a place to stay show how Filipinos express their affection to their family and friends.

Values is not only reflected in the art product but also on the process in which it is created. In **textile weaving**, we can see the artists' dedication to their work as they intricately put different elements of arts such as color, harmony and shape to create a distinct and vibrant 3 design. Spirituality is also evident among Filipino artists as they use subjects related to their faith such as the textile designs by **Darhata Sawabi** of Sulu and carvings by **Eduardo Mutuc**.

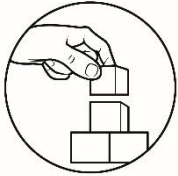
There are countless values that are reflected on the artists' work but one thing that is evident to their works is their unselfish desire to share their knowledge and skills to the next generations to enjoy and to see as part of their beings as Filipinos.

5. Vision.

The traditional art shows the artist's vision. Moreover, it also inspires us to make the existing art as an inspiration to enhance the art or create our own artwork. **Teofilo Garcia** is a gourd hatmaker from San Quintin, Abra. Since he is a farmer, he sees the need of gourd casques. He used the tabungaw (gourd) plant for useful protective hats to help the farmers overcome heat during farming. Because the hat was made creatively and finely, he joined a festival to show his artwork. Who would have thought that a simple hat to help our farmers would soon become a recognized art? He did.

Also, **Salinta Monon**, a respected textile weaver from Davao Del Sur, isolated herself from her family for months to finish her art. She once dreamt of establishing the art through teaching new would-be weavers.

In conclusion, the artworks of our GAMABA awardees are indeed living treasures. Their arts do not only express an idea or feelings but they also carry significant contributions that are imbibed through generations. and inspired the contemporary arts that we use and see today.



What's More

Activity 1: Can you share your thoughts?

DIRECTIONS: Answer the following questions based on your own opinion. Each item is equivalent to five (5) points. You will be given two (2) points for your opinion and one (1) point for each supporting detail. Give three supporting details to support your opinion.

1. As a student, what is the best thing to do to preserve the regional traditions?
Opinion:
Supporting Details:
a.
b.
c.

2. In your own opinion, do we need to promote our traditional arts? Why or Why not?
Opinion:
Supporting Details:
a.
b.
c.

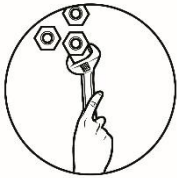
Activity 2: DIRECTIONS: Look at the pictures of the artists below. Write one of their significant contributions to the community and give three (3) supporting details on how these artists influenced the community. Two (2) points for contribution and one (1) point for each supporting data.

<p>Contribution:</p> <p>_____</p> <p>Supporting Details:</p> <p>a. _____</p> <p>b. _____</p> <p>c. _____</p>	 <p>Fig. 1.1. Teofilo Garcia wearing a tabungaw hat</p> <p>Source: Quipper Philippines Study Guides on Contemporary Philippine Arts from the Regions</p>
<p>Contribution:</p> <p>_____</p> <p>Supporting Details:</p> <p>a. _____</p> <p>b. _____</p> <p>c. _____</p>	 <p>Fig. 1.2. Lang Dulay, GAMABA Awardee, 1998</p> <p>Source: Quipper Philippines Study Guides on Contemporary Philippine Arts from the Regions</p>



What I Have Learned

1. The Gawad sa Manlilikha ng Bayan (GAMABA) means that these artists have contributed significant art forms that are timeless amidst our fast-paced environment and multifaceted culture.
2. Contemporary arts reflect our unique identity since they show the diverse heritage and cultural traditions. This is evident in art works of Haja Amina Appi, Magdalena Gamayo and Lang Dulay who made unique weaving patterns.
3. The artwork of shows the exemplary skills of the artists like Eduardo Mutuc, Uwang Ahadas and Samaon Sulaiman who mastered their skills in arts.
4. Art forms show the ways of life of the Filipinos: the communal agreements in Kalinga as shown by the musical instruments and dance patterns as mastered by Alonzo Saclag and the ways of life of the people in Panay and the status of women through Suguidanon by Federico Caballero.
5. Values are usually reflected in literary arts themselves and the processes that artists have to go through to produce such arts.
5. The traditional art shows the artist's vision for it inspires us to make the existing art as an inspiration to enhance the art or create our own artwork as evident in the works of Teofilo Garcia as a gourd hatmaker and Salinta Monon as a respected textile weaver.
6. The arts do not only express an idea or feelings, but they also carry significant contributions that are imbibed through generations. and inspired the contemporary arts that we use and see today.



What I Can Do

TASK: CREATE A PROMOTIONAL POSTER

Goal	To create a promotional poster of contemporary arts in the community
Role	Read the following instruction for creating an info graph.
Audience	Classmates and the learner's family members
Situation	One of the industries that is greatly affected by the Department of Tourism (DOT) encourages the promotion of domestic tourism. Domestic tourism is the local travel within the Philippine provinces or cities. To promote the local destinations, awareness of the local culture and arts must be raised. Therefore, a poster making contest is launched in your city to showcase Contemporary Arts available in your community.
Product/Performance	A promotional poster about contemporary arts for Arts Competition in your community
Standards	Your poster will be checked using the rubrics below. Make sure you read and understand the conditions in creating a meaningful poster.

How to create a poster?

1. Choose a contemporary art evident in your community.
2. Conceptualize the ideas that you will include in your poster. Remember, it is meant to promote s contemporary art that is observed in your community/ city.
3. Create your own graphics using a ¼ size cartolina or any paper of the same size. Also, use crayons or any available coloring materials at home to make your poster more attractive.
4. Send a photo of your poster through your group messenger in this subject

RUBRICS FOR A PROMOTIONAL POSTER

CRITERIA	Very Satisfactory (5 pts)	Satisfactory (3 pts)	Fair (1 pt)
Novelty and Originality	The poster features a new and original contemporary art forms in the community.	The poster features any two (2) of these characteristics: new, original and an example of contemporary arts in the community	The poster features any one (1) of these characteristics: new, original and an example of a contemporary arts in the community
Mechanics of the Contest	The poster follows the ff: relevance to the theme, size of the paper, poster layout.	The poster follows any two (2) of the mechanics: relevance to the theme, size of the paper, poster layout.	The poster follows any one (1): relevance to the theme, size of the paper, poster layout.
Required Elements of a poster	The poster uses appropriate colors, illustrations, symbols and descriptions	The poster uses any three (3) of these: colors, illustrations, symbols and descriptions	The poster uses any two (2) or less of these: colors, illustrations, symbols and descriptions



Assessment

DIRECTIONS: Read each question and choose the letter of your answer.

1. Artists receive GAMABA awards because they have the following except...
 - A. He/she has an artwork.
 - B. He/she is engaged in an art tradition.
 - C. He/she is a member of an indigenous community.
 - D. He/she has a significant contribution to the community

2. A GAMABA awardee must also have an artwork that is timeless. What is a timeless art?
 - A. The artist is still alive.
 - B. It has an influence in the community.
 - C. It has a contribution to the community.
 - D. It's relevance to our way of life continues until today.

3. What is the significant work that is popular in Sulu by Darhata Sawabi?
 - A. weaving
 - B. wood carvings
 - C. embroidery
 - D. plastic arts

4. What is the Panay epic that is passed on through oral communications?
 - A. poem
 - B. t'nalak
 - C. Suguidanon
 - D. Biag ni Lam-ang

5. Who among the artists below is highly regarded because of his excellence in playing kwintangan which is usually played by a woman?
 - A. Ginaw Bilog
 - B. Teofilo Garcia
 - C. Alonzo Saclag
 - D. Uwang Ahadas

6. Based on the given examples in the discussion, which two Filipino values are evident in the contemporary artforms?
 - A. physical and spiritual
 - B. emotional and spiritual
 - C. social and spiritual
 - D. personal and spiritual

7. To acknowledge our GAMABA Award recipients, we must _____ the Contemporary Philippines Arts from the Regions.
 - A. limit
 - B. share
 - C. promote
 - D. appreciate


8. "She once dreamt of establishing the art through teaching new would-be weavers." How would you characterize the artist in this line?
 - A. optimistic
 - B. generous
 - C. dreamer
 - D. visionary

9. Visiting the province of Mindoro, particularly the community of Mangyans, Ana looks for a particular art form they are famous for. What kind of artforms would you possibly recommend to her?

- I. epic II. Carvings III. Poetry IV. weavings
 A. I & II C. III & IV
 B. I & III D. I & IV

10. To promote tourism in Tawi-Tawi, you are tasked to make an advertisement. Which of the following information can help you in making an advertisement?

- I. *Magdalena Gamayo* II. *mat weavings* III. *Haja Amina Appi* IV. *embroidery*
 A. I & II C. II & III
 B. II & III D. III & IV

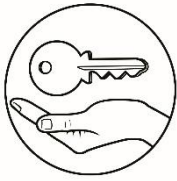


Additional Activities

Activity 2: Dear Artist

Directions: Write an appreciation letter to your chosen GAMABA artist. This letter is about his/her significant contribution(s) to his/her community and how this artwork has influenced your perspective as student. This letter is short but personal. Write the letter on a short bond paper.

Criteria	Very Good (5)	Good (3)	Fair (1)
Format	The letter follows the basic format of a <i>thank you letter</i> (<i>heading, greetings, body, closing, name/signature</i>)	The letter shows 3-4 parts of the basic format of a <i>thank you letter</i> .	The letter shows 1-2 parts of the basic format of a <i>thank you letter</i> .
Content	The letter shows the appreciation of the significant contribution of the artist (2 pts) and how they personally influence one's perspective (3 supporting details).	The letter shows the appreciation of the significant contribution of the artist with two supporting details.	The letter shows the appreciation of the significant contribution of the artist with one supporting detail
Organization	The idea is clear, brief and organized. (uses appropriate words for transitions, descriptions, and actions)	The idea is partly clear, brief and organized. (any 2 of the given elements are evident)	The idea is unclear and needs to be organized (any 1 in the elements)



Answer Key

What I Know

- | | |
|------|-------|
| 1. D | 6. A |
| 2. C | 7. C |
| 3. D | 8. D |
| 4. D | 9. B |
| 5. B | 10. A |

What's More

Answers
may vary

Assessment:

- | | |
|------|-------|
| 1. A | 6. C |
| 2. D | 7. C |
| 3. A | 8. D |
| 4. C | 9. B |
| 5. D | 10. C |

References

- Ayesha H. Samsung, L. D. (2016). *Contemporary Philippine Arts From the Regions* . Pasay City, Philippines : JFS Publishing .
- Barroga, R. A. (2018). *Contemporary Philippine Arts from the Regions. A Comnpilation of lessons , activities , tests in Contemporary Philippine Arts from the Regions.* Paranaque .
- Claudette May Datuin, R. P. (Contemporary Philippine Arts From the Regions). Syncing . In L. m. contemporary, *Contemporary Philippine Arts From the Regions* (pp. 122-131). Manila , Philippines: Rex Bookstore .
- Hernandez, R. (2008, June 16). *Craftstylish*. Retrieved November 5, 2019, from PUNI (The Art of Leaf Fronds Folding): <http://www.craftstylish.com/item/3799/puni-the-art-of-leaf-fronds-folding>
- Richman-Abdou, K. (2019, August 11). *My Modern Met* . Retrieved November 5, 2019, from What is Contemporary Art? An In-Depth Look at the Modern-Day Movement: <https://mymodernmet.com/what-is-contemporary-art-definition/>
- Quipper School Study Guides.(Philippines). *Contemporary Philippine Arts from the Regions*.

For inquiries or feedback, please write or call:

Department of Education - Bureau of Learning Resources (DepEd-BLR)

Ground Floor, Bonifacio Bldg., DepEd Complex
Meralco Avenue, Pasig City, Philippines 1600

Telefax: (632) 8634-1072; 8634-1054; 8631-4985

Email Address: blr.lrqad@deped.gov.ph * blr.lrpd@deped.gov.ph

