

**1**



# Learning Activity Sheet for Mathematics

**Quarter 3**

**Week**

**1**

GOVERNMENT PROPERTY  
**NOT FOR SALE**

## Learning Activity Sheet for Mathematics Grade 1

### Quarter 3: Week 1

This material is intended exclusively for the use of teachers in the implementation of the MATATAG K to 10 Curriculum. It aims to assist in delivering the curriculum content, standards, and lesson competencies.

**The Intellectual Property Code of the Philippines** states that “No copyright shall subsist in any work of the Government of the Philippines. However, prior approval of the government agency or office wherein the work is created shall be necessary for exploitation of such work for profit. Such agency or office may, among other things, impose as a condition the payment of royalties.”

Borrowed materials (e.g., texts, illustrations, musical notations, photos, and other copyrightable, patentable contents) included in this learning resource are owned by their respective copyright and intellectual property right holders. Where applicable, DepEd has sought permission from these owners specifically for the development and printing of this learning resource. As such, using these materials in any form other than agreed framework requires another permission and/or licensing.

No part of this material, including its original and borrowed contents, may be reproduced in any form without written permission from the Department of Education.

Every care has been taken to ensure the accuracy of the information provided in this material. For inquiries or feedback, please call the Office of the Director of the Bureau of Learning Resources via telephone numbers (02) 8634-1072 and 8631-6922 or send an email to [blr.od@deped.gov.ph](mailto:blr.od@deped.gov.ph).

The Department of Education would like to extend its sincere appreciation and gratitude to the United States Agency for International Development and RTI International through its ABC+ Project and UNICEF for supporting and providing technical assistance in the development of the MATATAG learning resources.

Published by the Department of Education  
Secretary: Sonny M. Angara  
Undersecretary: Gina O. Gonong

#### Development Team

<b>Writer:</b>	UP NISMED (Aida I. Yap)
<b>Content Reviewer:</b>	Melanie C. Unida and Richie Noveloso
<b>Language Evaluators:</b>	Gemma B. Espadero and Ellen Dela Cruz
<b>Illustrator:</b>	Jason O. Villena
<b>Layout Artist:</b>	Lorraine Anne B. Ang

#### Management Team

Bureau of Curriculum Development  
Bureau of Learning Delivery  
Bureau of Learning Resources

#### Department of Education – Bureau of Learning Resources (DepEd- BLR)

Office Address: Ground Floor, Bonifacio Building, DepEd Complex  
Meralco Avenue, Pasig City  
Philippines 1600

Telefax: (02) 8634-1054; 8634-1072; 8631-4985

Email Address: [blr.lrqad@deped.gov.ph](mailto:blr.lrqad@deped.gov.ph); [blr.lrpd@deped.gov.ph](mailto:blr.lrpd@deped.gov.ph)

## Learning Activity Sheet 1

### Data Gathering

Ask your classmates about their siblings. Write the name of each member in the first column. Put a check mark in the appropriate box for each member's response.

Example:

Number of Siblings

Name	No siblings	1 sibling	2 siblings	More than 2 siblings
Ali				✓
Sam		✓		
Dan	✓			
Rene				✓
TOTAL	1	1	0	2









































Number of Siblings

Name	No siblings	1 sibling	2 siblings	More than 2 siblings
TOTAL				

## Learning Activity Sheet 2

### Organizing Data in a Table

The data below shows the favorite animals of Grade 1- Rose.

**Complete the table below.**

Animal	Tally	Total Number
Dog		
Cat		
Bird		
Fish		

## Assessment 1

The table below shows the number of siblings of learners in Grade 1- Rose. Complete the third column.

Number of Siblings	Tally	Total Number
No siblings		
1 sibling		
2 siblings	III	
More than 2 siblings	II	

Use the specified shape for each category to represent one learner in the table below. Make sure to align the shapes both horizontally and vertically, with equal spacing between them.

No siblings ( ○ )										
One sibling ( △ )										
Two siblings ( □ )										
More than two siblings ( ◇ )										

## Assessment 2

Using the given data, construct a **horizontal pictograph**.


Favorite Colors of Grade 1 – Rose Learners

Color	Number
Blue	15
Yellow	8
Green	5
Red	8
Orange	4

### Horizontal Pictograph

Favorite Colors of Grade 1 – Rose Learners

Color	Number of learners														

Key:  = 1 learner

### Assessment 3

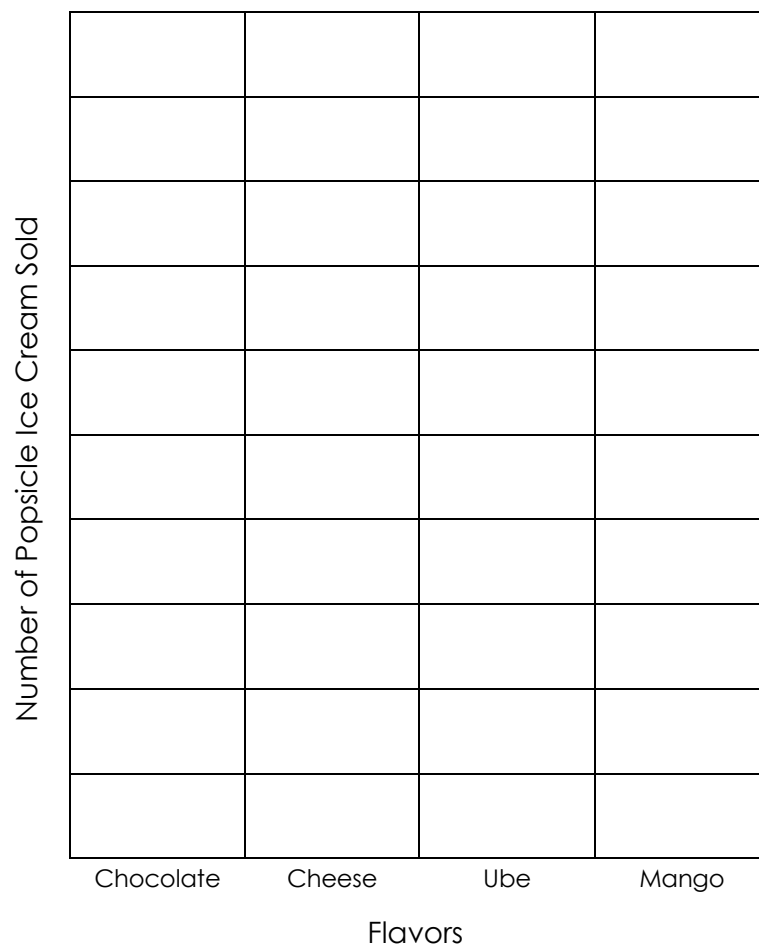
Using the given data, construct a **vertical pictograph**.


Popsicle Ice Cream Sold in a Week at the Canteen

Flavor	Number
Chocolate	10
Cheese	10
Ube	5
Mango	8

#### Vertical Pictograph

Popsicle Ice Cream Sold in a Week at the Canteen



Key:  : 1 popsicle ice cream