

7

Learning Activity Sheet for Music and Arts

Quarter 1

Lesson

3

GOVERNMENT PROPERTY
NOT FOR SALE

Learning Activity Sheet for Music and Arts Grade 7
Quarter 1: Lesson 3 (Week 4)
SY 2024-2025

This material is intended exclusively for the use of teachers in the implementation of the MATATAG K to 10 Curriculum during the School Year 2024-2025. It aims to assist in delivering the curriculum content, standards, and lesson competencies. Any unauthorized reproduction, distribution, modification, or utilization of this material beyond the designated scope is strictly prohibited and may result in appropriate legal actions and disciplinary measures.

Borrowed content included in this material are owned by their respective copyright holders. Every effort has been made to locate and obtain permission to use these materials from their respective copyright owners. The publisher and development team do not represent nor claim ownership over them.

Development Team

Writer:

- Bombie A. Dalangin

Validator:

- Rus Will E. Ledesma (West Visayas State University)

Management Team

Philippine Normal University
Research Institute for Teacher Quality
SiMERR National Research Centre

Every care has been taken to ensure the accuracy of the information provided in this material. For inquiries or feedback, please write or call the Office of the Director of the Bureau of Learning Resources via telephone numbers (02) 8634-1072 and 8631-6922 or by email at blr.od@deped.gov.ph.

LEARNING ACTIVITY SHEET

Learning Area:	Music and Arts	Quarter:	1
Lesson No.:	3	Date:	
Lesson Title/ Topic:	<i>Contemporary and Emerging Music and Arts of the Philippines and the Southeast Asia and their Cultural Influences</i>		
Name:		Grade & Section:	7

I. Activity 1: Locate Me! (5 minutes)

II. Objective(s):

1. Utilize the activity as a tool for self-education, enabling participants to expand their knowledge of creative arts in the Philippines and Southeast Asia while having fun.
2. To remember various creative works, artists, and cultural elements from the Philippines and Southeast Asian nations, fostering cultural awareness and appreciation.

III. Materials Needed: pencil, ball pen, Learning Activity Sheet.

IV. Instructions:

1. Locate and encircle the eight (8) creative works of the Philippines and selected Southeast Asian countries. The word/s may be arranged horizontally, vertically, diagonally/inverted.

I	A	A	B	N	A	R	U	T	O	Q	W	S	A	A
K	S	S	T	A	S	D	F	F	G	A	D	O	D	A
A	D	D	S	A	S	A	A	S	D	A	F	N	C	A
T	K	A	B	U	K	I	E	R	D	S	G	G	F	V
T	S	S	A	D	F	F	G	A	S	D	G	K	V	B
E	L	A	B	A	N	M	O	V	E	N	T	O	A	X
C	D	A	S	D	F	G	A	S	D	D	A	K	A	C
H	B	L	A	C	K	P	I	N	K	A	S	D	A	A
N	D	A	A	A	A	C	V	B	N	M	A	S	D	D
I	O	N	E	P	I	E	C	E	V	B	N	M	C	V
Q	C	H	I	N	E	S	E	T	H	E	A	T	E	R
U	A	B	C	D	E	F	G	H	A	A	C	S	D	A
E	W	A	Y	A	N	G	K	U	L	I	T	V	A	S

2. List down on your notebook all the creative works/ terminologies found in the puzzle.
3. What do you know about the creative works of the Philippines and selected Southeast Asian countries?
4. Write down what you want to know at the end of this topic.
I would like to know about....
I would like to understand....
I would like to perform...

LEARNING ACTIVITY SHEET

Learning Area:	Music and Arts	Quarter:	1
Lesson No.:	3	Date:	
Lesson Title/ Topic:	<i>Contemporary and Emerging Music and Arts of the Philippines and the Southeast Asia and their Cultural Influences</i>		
Name:		Grade & Section:	7

I. Activity 2: Video Analysis! (20 minutes)

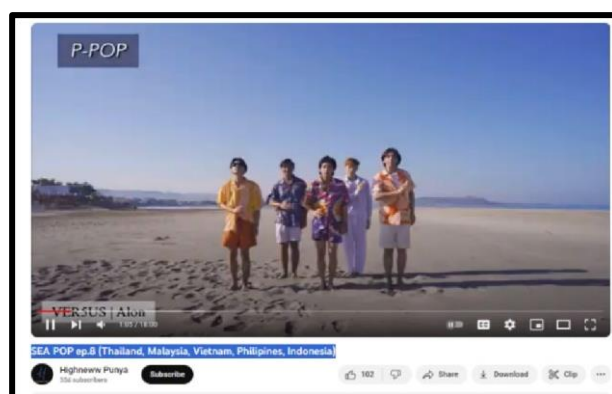
II. Objective(s):

1. Identify innovative techniques and artistic practices employed in music video production, demonstrating how they push the boundaries of contemporary art forms while preserving and honoring cultural authenticity.
2. To celebrate the rich cultural diversity of Southeast Asian (SEA) countries, showcasing how various cultural influences are woven into their music and creative works.
3. Feature emerging artists and creative works from Southeast Asian nations, shedding light on their innovative contributions to the global music and arts scene.

III. Materials Needed: pencil, ball pen, Learning Activity Sheet.

IV. Instructions:

Watch and listen to the music video carefully. Based on the cultural influences, analyze the creative works from Southeast Asia (*Popular Music and Dance*) and write your answer in the chart provided below.



SEA POP ep.8 (Thailand, Malaysia, Vietnam, Philippines, Indonesia)

Source: https://www.youtube.com/watch?v=45FI9k_Osh4

Reflection Questions:

Analyze the creative work from Southeast Asia based on what you observed in the video you watched by completing the table below. (Share with the group and then with the class)

Title	
Subject:	
Themes:	
Concepts:	
Medium:	
Processes	
Techniques	
Practices	

Activity 3: Pair Share

(Based on the Video answer the following with your seatmate)

Reflection:

1. What have you observed in the tempo?
2. What are the unique features of Southeast Asian Pop music and dance especially in Thailand, *Malaysia*, *Vietnam* & *Indonesia*, that are similar in the Philippines?
3. Does the SEA music and dance show influence the cultural identity and diversity of the country? How?

LEARNING ACTIVITY SHEET

Learning Area:	Music and Arts	Quarter:	1
Lesson No.:	3	Date:	
Lesson Title/ Topic:	<i>Contemporary and Emerging Music and Arts of the Philippines and the Southeast Asia and their Cultural Influences</i>		
Name:		Grade & Section:	7

I. Activity 4: Gallery Walk! (15 minutes)

II. Objective(s):

1. Examine architectural images from Southeast Asian countries to explore the cultural themes and concepts embedded in the built environment, shedding light on the region's rich and diverse cultural heritage.
2. Identify and analyze the architectural concepts and philosophies that underpin the design and construction of buildings in SEA countries, considering factors such as tradition, modernity, sustainability, and symbolism.
3. Trace the architectural process from concept to construction, showcasing the steps involved in bringing these architectural wonders to life, including planning, design, engineering, and execution.

III. Materials Needed: pencil, ball pen, Learning Activity Sheet.

IV. Instructions:

1. Divide the class into groups. Each group will be given a set of pictures (Architecture)
2. In a Manila paper, put the picture and follow the format of the given chart.
3. Each group will Identify the features/characteristics of the Architecture.

Identify the SEA country where you can find the architecture piece. (The learners may guess the country based on the observed designs or the teacher may include it with the picture.)

- a. Describe similar characteristics.
- b. Record all the answers on the sheet of paper to be submitted to the teacher.



Angkor Wat, Cambodia

Subject: _____

Themes: _____

Concepts: _____

Mediums: _____

Processes: _____

Techniques: _____

Practices: _____



Fort Santiago, Philippines

Subject: _____

Themes: _____

Concepts: _____

Mediums: _____

Processes: _____

Techniques: _____

Practices: _____



Petronas Tower, Malaysia

Subject: _____

Themes: _____

Concepts: _____

Mediums: _____

Processes: _____

Techniques: _____

Practices: _____



Pura Ulan Danu Bratan-Indonesia

Subject: _____

Themes: _____

Concepts: _____

Mediums: _____

Processes: _____

Techniques: _____



Practices: _____

LEARNING ACTIVITY SHEET

Learning Area:	Music and Arts	Quarter:	1st Quarter
Lesson No.:	3	Date:	
Lesson Title/ Topic:	<i>Contemporary and Emerging Music and Arts of the Philippines and the Southeast Asia and their Cultural Influences</i>		
Name:		Grade & Section:	7

- I. Activity 5:** Describe Me! (15 minutes)
- II. Objective(s):** Identify and analyze similarities between two Southeast Asian countries, highlighting common design, materials, and cultural influences.
- III. Materials Needed:** ball pen, paper and Learning Activity Sheet.
- IV. Instructions:**

In your Learning Activity Sheet, identify and describe the characteristics and technique in the artworks below.

	
<i>Indonesian-Master of his own mythology by Nyoman Masriadi</i>	<i>Black Forest 2016-Han Sai Por</i>
Characteristics:	
Subject:	
Themes:	
Concepts	
Medium	
Process	
Techniques	
Practices	

LEARNING ACTIVITY SHEET

Learning Area:	Music and Arts	Quarter:	1
Lesson No.:	3	Date:	
Lesson Title/ Topic:	<i>Contemporary and Emerging Music and Arts of the Philippines and the Southeast Asia and their Cultural Influences</i>		
Name:		Grade & Section:	7

I. Activity 6: Mini Vlog! (15 minutes)

II. Objective(s): Produce a mini vlog showcasing the contemporary and emerging performing and visual arts within the school, highlighting their localized expressions, artists, and cultural influences.

III. Materials Needed: smartphone, tablet or any device.

IV. Instructions:

Make your own vlog using the available resources. Follow the steps below. Your teacher gives you instructions on where and how to submit your output.

1. Get any device-a smartphone, or a tablet that you have, or you borrowed.
2. Make a 2-minute video tour in the significant location in the school.
3. The learners may find contemporary and emerging performing and visual arts that can be found or observed in their school. (localization)
4. Record and save your video log to be evaluated by your teacher.
5. You may share your vlog on the social media platform (optional)
6. Be guided by the rubrics below.

Rubrics for Mini Vlog

Indicators	Advanced	Proficient	Developing	Beginning
Video Quality (Text Layout, Use of Graphics and Multimedia)	Selects and inserts high- quality graphics and multimedia when appropriate to enhance the content's visual appeal and increase readability.	Selects and inserts graphics and multimedia that are mostly high quality and enhance and clarify the content.	Selects and inserts many low-quality graphics and multimedia which do not enhance the content.	Does not insert any graphics, or uses only low-quality graphics and multimedia, which do not enhance the content.
Ideas & Content	Postings provide comprehensive insight, understanding, and reflective thought about contemporary visual art works.	Postings provide moderate insight, understanding, and reflective thought about contemporary artworks.	Postings provide minimal insight, understanding, and reflective thought about contemporary artworks.	Posting shows no evidence of insight, understanding, or reflective thought about contemporary artworks.
Speech and grammar	Vlog has originality and flair, emphasizing important point; contains no errors in grammar	Speech is fluent. Vlog may contain one or two errors in grammar; errors do not impede viewers' understanding.	Vlog may contain several errors in grammar; errors may impede viewer's understanding. Speech lacks fluency	
Sound Quality	The sound is clear, and the volume is appropriate.	Vlog is understandable and volume is appropriate	Vlog somewhat difficult to hear or occasionally too loud	Vlog is difficult to hear or is too loud

Questions:

1. Based on recent activities, how do contemporary and emerging arts influence a country's cultural identity and diversity?
2. If you had the opportunity to create visual art that will influence your country's cultural identity and diversity, what would you prefer to do? Why?

LEARNING ACTIVITY SHEET

Learning Area:	Music and Arts	Quarter:	1
Lesson No.:	3	Date:	
Lesson Title/ Topic:	<i>Contemporary and Emerging Music and Arts of the Philippines and the Southeast Asia and their Cultural Influences</i>		
Name:		Grade & Section:	7

- I. Activity 6B:** Photo Essay! (15 minutes)
- II. Objective(s):** Identify and analyze similarities between at least two Southeast Asian countries, highlighting common design, materials, and cultural influences.
- III. Materials Needed:** ball pen, paper, and Learning Activity Sheet.
- IV. Instructions:**

Using your mobile phone, capture photo information in your school related to performance and visual arts in the Philippines and Southeast Asian countries. Back it up with a good justification and make sure that it shows appreciation for the contemporary and emerging Performance and Visual Arts of the Philippines and Southeast Asian countries.

“In the mind of every artist, there is a masterpiece.”

Rubrics for Photo Essay Presentation

Category	Exemplary	Accomplished	Developing	Beginning
Creativity	Innovation	Very Original	Some original	Basic Presentation
Appeal	Fascinating to viewers	Somewhat Interesting	Somewhat irrelevant	Boring
Skills	All skills from the topic are applied	Most skills in the topic are applied	Some skills in the topics are applied	Few or no skills from the topic are applied
Quality of Essay	There is one clear, well focused explanation	The explanation is clear but supporting information is general	The explanation is somewhat clear but more supporting details are needed.	Vague or clear explanation

LEARNING ACTIVITY SHEET

Learning Area:	Music and Arts	Quarter:	1
Lesson No.:	3	Date:	
Lesson Title/ Topic:	<i>Contemporary and Emerging Music and Arts of the Philippines and the Southeast Asia and their Cultural Influences</i>		
Name:		Grade & Section:	7

I. Activity 7: Making a Merlion Statue Model! (30 minutes)

II. Objective(s):

1. Create a soap sculpture that tells a story, a message related to Southeast Asian cultural heritage, identity, or a relevant contemporary theme, adding depth, and meaning to the artwork.
2. Apply advanced soap carving techniques, precision, and attention to detail to accurately represent the Merlion's features, capturing its iconic attributes while showcasing a high level of craftsmanship.
3. Evaluate the soap sculpture's impact on viewers by collecting feedback, analyzing its reception, and reflecting on how successfully it captures the essence of contemporary visual arts from a Southeast Asian perspective.

III. Materials Needed: soap, cutter, pencil, old newspaper/cardboard.

IV. Instructions:

Watch and listen to the step-by-step procedure on the video below:



Source: <https://www.youtube.com/watch?v=KWok82M5s8>

Note: (Teachers may consider different activities that can be engaging and collaborative as alternative activities. Ex. Batik making (visual arts), and Wayang Kulit puppet (both visual and performing arts))

1. Choose a bar of soap. Any soap will work; however, a larger bar is easier to hold and gives more material to work with. Make sure you have a well-covered area to do your soap carving.
2. Choose a knife to use. Soap is fairly soft, so a sharp knife is not absolutely necessary. Plastic knives, spoons, or popsicle sticks would also work. This is especially important to note to prevent any accidents caused by using sharp knives.

3. Draw an outline of your carving on one side of the soap. You can either draw the outline first using a pencil, or directly use a knife, orange wood stick, or toothpick to scrape the outline into the soap.
4. Remove the soap outside the outline using small slivers or chips. Make sure to scrape away only small portions at a time, as it would be easier to remove than to put back an over- scraped portion. Cutting off too much would cause the soap to break off into chunks.
5. Add details to the inside of your outline to refine the design further. When the carving is finished, wet your finger and rub the surface of the soap to create a smooth finish. Allow it to dry and harden for a day.
6. Describe your work as follows. Write it on the $\frac{1}{4}$ sheet of paper.

Title: _____

Artist/s: _____

Subject/Concepts: _____

Medium/Process: _____

Techniques: _____

Date of Creation: _____

Rubrics for Making a Merlion Statue Model

Category	Excellent	Good	Fair	Poor
Creativity and Workmanship	Student output is very creative and tidy	Student output is good and tidy	Student output is fair and has few errors	Student output is dull with lots of errors
Pattern	Patterns of Southeast Asian culture is well defined and used from beginning to end	Patterns of Southeast Asian culture are visible but not clearly defined	Pattern of Southeast Asian culture is somewhat visible but not continuous	There is no visible pattern of Southeast Asian culture
Following Directions	Followed the directions correctly	Followed most of the directions	Followed some of the directions	Did not follow instructions

LEARNING ACTIVITY SHEET

Learning Area:	Music and Arts	Quarter:	1
Lesson No.:	3	Date:	
Lesson Title/ Topic:	<i>Contemporary and Emerging Music and Arts of the Philippines and the Southeast Asia and their Cultural Influences</i>		
Name:		Grade & Section:	7

I. Activity 8: Paper Weaving Activity! (30 minutes)

II. Objective(s):

1. Foster creativity and self-expression by encouraging learners to personalize their paper weaving design, allowing them to infuse their artistic flair into the activity.
2. Raise cultural awareness by introducing learners to the history, symbolism, and significance of paper weaving in Southeast Asian cultures, deepening their understanding of the art form.

III. Materials Needed: colored paper, cardstock, scissors, glue, ruler.

IV. Instructions:

Watch and listen to the step-by-step procedure on the video below:



Source: <https://www.youtube.com/watch?v=NOg5hcBHRGA>

Step-by-step instructions:

1. **Prepare Your Materials:** Gather your colored paper or cardstock. You can choose a variety of colors to create an interesting pattern. Decide on the size of the strips you want to weave. Common choices are 1/2 inch to 1-inch-wide strips. You'll need an even number of strips for weaving.
2. **Cut the Strips:** Use a ruler and pencil to mark the width of the strips on the paper. Then, use scissors to carefully cut along the lines you've drawn. Make sure all the strips are of the same width and length.
3. **Create the Base:** Take two strips of paper and lay them side by side, slightly overlapping at the top. Use a small amount of glue or double-sided tape to secure the overlapping section. This will be the starting point for your weaving.
4. **Weaving:** Take another strip of paper in a contrasting color and weave it over and under the base strips. Start by going over the first strip, under the second, over the third, and so

on. Then, for the next row, weave the strip in the opposite pattern (under where it was over before, and vice versa).

5. **Push the Strips Close:** As you weave, gently push the strips together to create a tight weave. This will help create a neat and even pattern. You can use your fingers or a thin tool to help with this.
6. **Continue Weaving:** Keep weaving the strips until you've reached the desired length. You can stick to a single color for each row or experiment with different colors to create a more intricate design.
7. **Secure the Ends:** Once you've finished weaving, trim any excess length from the strips. Then, secure the ends by gluing them down on the backside of the woven piece. This will hold everything in place.
8. **Finishing Touches:** You can now use your woven paper piece as a decorative element on cards, scrapbooks, or even as wall art. Get creative with how you display your creation!

Remember, paper weaving can be as simple or as complex as you'd like. As you become more comfortable with the technique, you can experiment with different patterns, colors, and even textures to create unique and stunning designs.

Rubrics for Making a Paper Weaving

Category	Excellent	Good	Fair	Poor
Creativity and Workmanship	Student output is very creative and tidy	Student output is good and tidy	Student output is fair and has few errors	Student output is dull with lots of errors
Pattern	Pattern of Southeast Asian culture is well-defined and used from beginning to end	Pattern of Southeast Asian culture is visible but not clearly defined	Pattern of Southeast Asian culture is somewhat visible but not continuous	There is no visible pattern of Southeast Asian culture
Following Directions	Followed the directions correctly	Followed most of the directions	Followed some of the directions	Did not follow instructions

LEARNING ACTIVITY SHEET

Learning Area:	Music and Arts	Quarter:	1
Lesson No.:	3	Date:	
Lesson Title/ Topic:	<i>Contemporary and Emerging Music and Arts of the Philippines and the Southeast Asia and their Cultural Influences</i>		
Name:		Grade & Section:	7

- I. Activity 9:** My Advocacy as Artist! (30 minutes)
- II. Objective(s):** 1. Illustrate the diverse range of performing and visual- arts found across Southeast Asia through advocacy materials.
- III. Materials Needed:** laptop, cellphone, illustration board, coloring materials, pencil.
- IV. Instructions:**

Create an advocacy piece through a straightforward video, slide presentation, or poster, illustrating the significant role played by Southeast Asian countries in the advancement of performing and visual arts in the Philippines. Provide a title for your creation and adhere to the outlined guidelines below.

Rubrics for My Advocacy as Artist

Criteria	Points
Originality (innovative/creative concepts)	25%
Balance and Composition (artistic arrangement of the design elements)	20%
Skillful Execution (mastery of skills, clean and organize)	20%
Conveyed Message Relevance (alignment of design, form, and essence)	25%
Visual influence	10%

Reflect and answer the following questions in your notebook.

- Does my work demonstrate progression?
- What obstacles did I encounter throughout the process and which approaches did I employ to overcome them?

LEARNING ACTIVITY SHEET

Learning Area:	Music and Arts	Quarter:	1
Lesson No.:	3	Date:	
Lesson Title/ Topic:	<i>Contemporary and Emerging Music and Arts of the Philippines and the Southeast Asia and their Cultural Influences</i>		
Name:		Grade & Section:	7

I. Activity 10: SEA Comics! (30 minutes)

II. Objective(s):

1. Develop comics that authentically portray the rich and diverse cultural tapestry of Southeast Asian countries. Highlight various traditions, customs, language, clothing, and rituals.
2. Combine the distinct visual aesthetic of Southeast Asian art forms, such as Batik, Wayang Kulit, Mandalas, and modern textile patterns, to create a unique and captivating visual style that resonates with the region's artistic heritage.

III. Materials Needed: clipboard, illustration board, colored paper, coloring materials.

IV. Instructions:

Group Activity

1. The class will be divided into five groups. The group members will decide upon a subject matter and main character focused on the contemporary and visual arts of the Philippines and SEA countries.
2. The members will volunteer to take on different aspects of producing the comic strip:
 - a. Conceptualizing and creating storyboard
 - b. Writing dialogue
 - c. Rendering main characters
 - d. Outputting the finished frame.
3. The finished comic strip will be mounted on an illustration board or chipboard cut to size.
4. The group will turn over the finished comic strip to the arts teacher for safekeeping until its presentation as part of the culminating activity.

Rubrics for SEA Comics

Category	Excellent	Good	Fair	Poor
Creativity and Workmanship	Student output is very creative and tidy	Student output is good and tidy	Student output is fair and has few errors	Student output is dull with lots of errors
Pattern	Pattern of Southeast Asian culture is well defined and used from beginning to end	Pattern of Southeast Asian culture is visible but not clearly defined	Pattern of Southeast Asian culture is somewhat visible but not continuous	There is no visible pattern of Southeast Asian culture
Following Directions	Followed the directions correctly	Followed most of the directions	Followed some of the directions	Did not follow instructions