

Republic of the Philippines  
 Department of Education  
**NATIONAL CAPITAL REGION**  
 Misamis Street, Bago-Bantay, Quezon City

## UNIFIED SUPPLEMENTARY LEARNING MATERIALS (USLeM)



### ENGLISH GRADE 3

#### Development & Editorial Team

|                          |   |
|--------------------------|---|
| <b>Writers:</b>          | Xandelyn D. Ravago  |
| <b>Illustrators:</b>     | Xandelyn D. Ravago  |
| <b>Layout Artists:</b>   | Xandelyn D. Ravago  |
| <b>Content Editors:</b>  | Mrs. Lucy G. Perez, Mrs. Juanita G. Pantolla, Mrs. Josephine S. de Ocampo, Ms. Marilyn J. Santiago, Mrs. Myrna M. Espiritu  |
| <b>Language Editors:</b> | Mrs. Lucy G. Perez, Mrs. Juanita G. Pantolla, Mrs. Josephine S. de Ocampo, Ms. Marilyn J. Santiago, Mrs. Myrna M. Espiritu  |
| <b>Management Team:</b>  | Dr. Malcom S. Garma, Regional Director - NCR<br>Dr. Joel T. Torrecampo, SDS SDO-Las Pinas City<br>Dr. Genia V. Santos, CLMD Chief - NCR<br>Mr. Juan C. Obierna, CID Chief SDO-Las Pinas City<br>Dr. Arnold Gatus, Regional EPS-English<br>Dennis M. Mendoza, LR EPS - NCR<br>Mrs. Annabelle H. Nava, EPS-English, SDO-Las Pinas City<br>Dr. Jennifer L. Tubello, LR EPS SDO-Las Pinas City<br>Nancy C. Mabunga, Librarian - NCR<br>Elaine Margaret U. Baguio, PDO II SDO-Las Pinas City<br>Ana Seronia Montanez, Librarian SDO-Las Pinas City |

**(This is a Government Property. Not For Sale.)**

# UNIFIED SUPPLEMENTARY LEARNING MATERIALS

## Grade 3 LEARNING AREA

---

### Expectation

This unified supplementary learning material was designed and written with you in mind. Learning English lets you, learners, explore several concepts and competencies. For you to become a more effective user of the language, you need to enhance your skills in its different areas such as reading, writing and grammar. The scope of this learning material permits it to be used in many different learning situations. The language used recognizes the diverse vocabulary level of learners. The lessons are arranged to follow the standard sequence of the course. But the order in which you read them can be changed to correspond with the textbook you are now using.

After going through this learning material, you are expected to:

1. Read words with affixes

# UNIFIED SUPPLEMENTARY LEARNING MATERIALS

## Grade 3 LEARNING AREA

---

### Pretest

A. Directions: Read the following words. Underline the affixes used in each word.



B. Fill in the blanks with correct affixes. Choose your answers from the box below.

|    |     |    |     |      |
|----|-----|----|-----|------|
| un | dis | re | ful | less |
|----|-----|----|-----|------|

1. \_\_\_\_appear
2. \_\_\_\_cycle
3. fear\_\_\_\_
4. \_\_\_\_happy
5. hand\_\_\_\_
6. \_\_\_\_play
7. \_\_\_\_regard
8. \_\_\_\_predictable
9. power \_\_\_\_
10. cheer\_\_\_\_


# UNIFIED SUPPLEMENTARY LEARNING MATERIALS

## Grade 3 LEARNING AREA


---

### Looking Back


Let us read the following words, phrases, and sentences with affixes.



|            |           |             |
|------------|-----------|-------------|
| discomfort | misjudge  | rewrite     |
| unlock     | preschool | unreal      |
| happiness  | likely    | hopeful     |
| fruitful   | painting  | development |



- rewrite the report
- Paris at midnight
- feeling peaceful
- her kindness
- eating quickly



My boss told me to rewrite the report.

I'm sorry but you misunderstood me.

The game was unfair!

My grandparents are lovable.

She was able to complete the task because she is fearless.

# UNIFIED SUPPLEMENTARY LEARNING MATERIALS

## Grade 3 LEARNING AREA

---

### Brief Introduction

An **affix** is a set of letters generally added to the beginning or end of a root word to modify its meaning. There two main types of affixes: prefixes and suffixes. A **prefix** occurs at the beginning of a word while **suffix** occurs at the end of the word.

| Prefix | Meaning          | Word              | New meaning of the word  |
|--------|------------------|-------------------|--------------------------|
| dis    | not, opposite of | <b>dishonest</b>  | not honest               |
| mis    | wrongly, bad     | <b>mis</b> behave | bad behavior             |
| re     | Again            | <b>re</b> write   | write again              |
| pre    | Before           | <b>pre</b> heat   | heat before using/eating |
| un     | Not              | <b>un</b> kind    | not kind                 |

| Suffix | Meaning         | Word               | New meaning of the word          |
|--------|-----------------|--------------------|----------------------------------|
| ed     | in the past     | decided <b>ed</b>  | made a final choice or judgement |
| ing    | doing something | feeling <b>ing</b> | emotional state                  |
| ly     | a certain way   | poor <b>ly</b>     | inadequate                       |
| ful    | full of         | peace <b>ful</b>   | full of peace                    |
| less   | without         | end <b>less</b>    | without end                      |

# UNIFIED SUPPLEMENTARY LEARNING MATERIALS

## Grade 3 LEARNING AREA

### Activities

**A.** Directions: Write the appropriate prefix to complete each word. Choose your answer from the box of prefixes below.



|     |     |    |     |    |
|-----|-----|----|-----|----|
| dis | mis | re | pre | un |
|-----|-----|----|-----|----|

1. \_\_\_\_\_ lead
2. \_\_\_\_\_ able
3. \_\_\_\_\_ school
4. \_\_\_\_\_ play
5. \_\_\_\_\_ view
6. \_\_\_\_\_ mount
7. \_\_\_\_\_ turn
8. \_\_\_\_\_ healthy
9. \_\_\_\_\_ match
10. \_\_\_\_\_ do

**B.** Directions: Write the appropriate suffix to complete each word. Choose your answer from the box of suffixes below.

|    |     |    |     |
|----|-----|----|-----|
| ed | ina | lv | ful |
|----|-----|----|-----|

1. cheer \_\_\_\_\_
2. hammer \_\_\_\_\_
3. roll \_\_\_\_\_
4. absorb \_\_\_\_\_
5. care \_\_\_\_\_
6. bad \_\_\_\_\_
7. home \_\_\_\_\_
8. bottom \_\_\_\_\_
9. walk \_\_\_\_\_
10. certain \_\_\_\_\_



**C.** Directions: Complete the table below by adding a prefix or suffix that matches the root word. Then, write the new word on the space provided.

| Prefix   | Root Word | New Word |
|----------|-----------|----------|
| Ex. re   | tell      | retell   |
| 1. _____ | look      | _____    |
| 2. _____ | charge    | _____    |
| 3. _____ | like      | _____    |
| 4. _____ | trained   | _____    |
| 5. _____ | mix       | _____    |
| Suffix   | Root Word | New Word |
| Ex. ful  | pain      | painful  |
| 6. _____ | plant     | _____    |
| 7. _____ | cheer     | _____    |
| 8. _____ | power     | _____    |



# UNIFIED SUPPLEMENTARY LEARNING MATERIALS

## Grade 3 LEARNING AREA

### Remember


An **affix** is a set of letters generally added to the beginning or end of a root word to modify its meaning.

un + accept + able = unacceptable

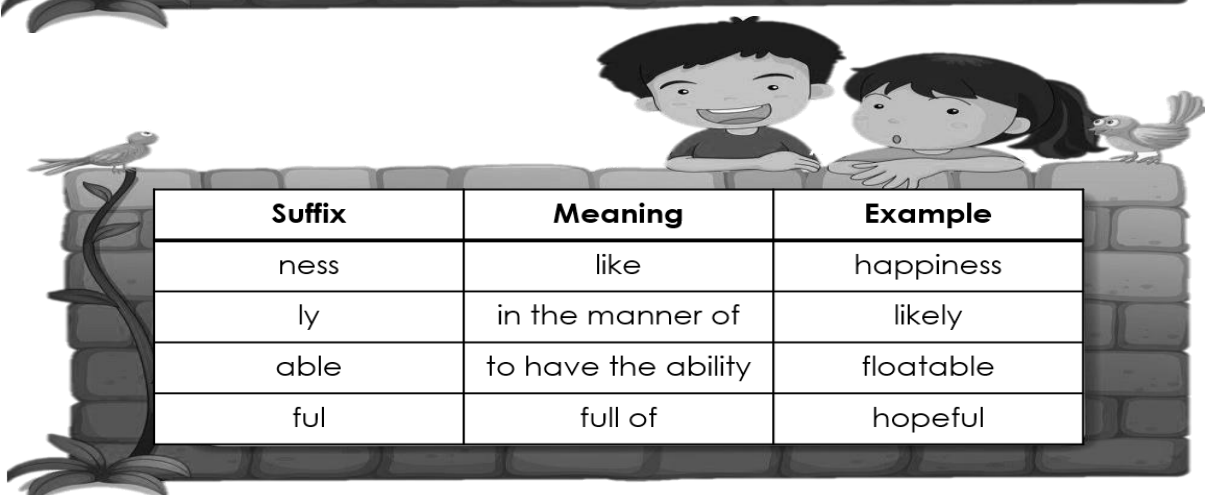
**PREFIX**      **ROOTWORD**      **SUFFIX**

A group of letters placed before the root

A group of letters placed after the root word



| Prefix | Meaning        | Example          |
|--------|----------------|------------------|
| re     | again          | reuse            |
| mis    | wrong; wrongly | miscommunication |
| pre    | before         | pretest          |
| dis    | not            | discard          |
| un     | not            | unsafe           |



| Suffix | Meaning             | Example   |
|--------|---------------------|-----------|
| ness   | like                | happiness |
| ly     | in the manner of    | likely    |
| able   | to have the ability | floatable |
| ful    | full of             | hopeful   |

# UNIFIED SUPPLEMENTARY LEARNING MATERIALS

## Grade 3 LEARNING AREA

### Checking your Understanding

A. Directions: Read the following sentences. Add the correct prefix or suffix to the word in the parenthesis. Then, write the new word on the blank.

1. The girl looked familiar, but I could not \_\_\_\_\_ (call) her name.
2. Our new puppy, Max, is very \_\_\_\_\_ (play).
3. Last week, my sister and I \_\_\_\_\_ (walk) to school in the snow.
4. Mia \_\_\_\_\_ (placed) her handbag and had to search for it.
5. It was \_\_\_\_\_ (fair) because Lily had more tries than anyone else.
6. Super Girl was \_\_\_\_\_ (fear) as she saved the kitty from the tree.
7. Nana asked me to \_\_\_\_\_ (heat) the oven to 350°.
8. I cannot \_\_\_\_\_ (tie) my sneaker lace without help.
9. Sue's painting of a clown was \_\_\_\_\_ (color).
10. The plane \_\_\_\_\_ (land) at the airport a little late.

B. Directions: Write the prefix, root word, and suffix of each word in the correct box. Not all word will have each part.

| Word        | Prefix | Root Word | Suffix |
|-------------|--------|-----------|--------|
| Ex. unhappy | un     | happy     |        |
| 1.worthless |        |           |        |
| 2.misspoke  |        |           |        |
| 3.preschool |        |           |        |
| 4.endless   |        |           |        |
| 5.unafraid  |        |           |        |
| 6.incorrect |        |           |        |
| 7.friendly  |        |           |        |
| 8.return    |        |           |        |
| 9.retype    |        |           |        |
| 10.hopeful  |        |           |        |



# UNIFIED SUPPLEMENTARY LEARNING MATERIALS

## Grade 3 LEARNING AREA

### Posttest

A. Directions: Read the short story below. Encircle the words with affixes and write it in the box below.

It was Ryan's birthday and the family is preparing a big celebration for him. While waiting for the guests to arrive, Ryan went to the park to try out his new bicycle. While there, he met a misfortune. Another bicycle bumped him at the rear and Ryan was thrown out of his seat into the path of a speeding tricycle. Luckily the park administrator had taken precautions for such incidents. An announcement was made through the microphone and the first aid attendant came to take him to the first aid station. We found him waiting for us at the anteroom whiling away his time with the microscope. Ryan's injury was not serious and the birthday celebration did not have to be postponed.



| Words with Prefixes | Words with Suffixes |
|---------------------|---------------------|
|                     |                     |

B. Directions: Write a prefix or suffix on the blanks to complete the sentences.

1. The kids were very \_\_\_\_happy when their soccer game was rained out.
2. The firefighter was fear\_\_\_\_ as he ran into the burning house.
3. Our teacher told us to be care\_\_\_\_ with the pottery we made.
4. She made a \_\_\_\_take on the test.
5. Callie had to \_\_\_\_tie her shoes so she could take them off.

# UNIFIED SUPPLEMENTARY LEARNING MATERIALS

## Grade 3 LEARNING AREA

### Answer Card

**Post Test**

**A**

- mis
- dis
- pre
- re
- pre

**B**

- ful
- ing
- ed
- ed
- less/ful

**C**

- mis
- re
- un
- dis
- un
- re
- re
- un
- ed
- ing
- ful
- ing
- ed
- ful
- ed

**Checking your Understanding**

- mis
- dis
- pre
- re
- pre

**B**

- ful
- ing
- ed
- ed
- less/ful

**C**

- mis
- re
- un
- dis
- un
- re
- re
- un
- ed
- ing
- ful
- ing
- ed
- ful
- ed

**Pretest**

**B.**

- mis
- dis
- pre
- re
- pre

**B**

- ful
- ing
- ed
- ed
- less/ful

**C**

- mis
- re
- un
- dis
- un
- re
- re
- un
- ed
- ing
- ful
- ing
- ed
- ful
- ed

# UNIFIED SUPPLEMENTARY LEARNING MATERIALS

## Grade 3 LEARNING AREA

---

### References

[https://www.google.com/search?q=short+story+with+affixed+words&source=lnms&tbm=isch&sa=X&ved=2ahUKEwj30NqU8MDuAhUEK6YKHYPtDE0Q\\_AUoAXoECAIQAw&biw=1350&bih=640#imgsrc=hNDqNtazVzTuYM](https://www.google.com/search?q=short+story+with+affixed+words&source=lnms&tbm=isch&sa=X&ved=2ahUKEwj30NqU8MDuAhUEK6YKHYPtDE0Q_AUoAXoECAIQAw&biw=1350&bih=640#imgsrc=hNDqNtazVzTuYM)

[https://www.google.com/search?q=+affixed+words&tbm=isch&ved=2ahUKEwjGkLiX8MDuAhUUA4KHThnAOIQ2-cCegQIABAA&oq=+affixed+words&gs\\_lcp=CgNpbWcQAzIECAAQZlCCAAyAggAMgYIABAHEB4yBggAEAcQHjIGCAAQBxAeMgQIABAYMgQIABAYMgQIABAYMgQIABAYUKm9DFihxAxgpswMaABwAHgBgAHuAogB8guSAQczLjUuMS4xmAEAoAEBqgELZ3dzLXdpei1pbWfAAQE&scient=img&ei=sNsTYMb4DpSE-Aa4zoGQDg&bih=640&biw=1350](https://www.google.com/search?q=+affixed+words&tbm=isch&ved=2ahUKEwjGkLiX8MDuAhUUA4KHThnAOIQ2-cCegQIABAA&oq=+affixed+words&gs_lcp=CgNpbWcQAzIECAAQZlCCAAyAggAMgYIABAHEB4yBggAEAcQHjIGCAAQBxAeMgQIABAYMgQIABAYMgQIABAYMgQIABAYUKm9DFihxAxgpswMaABwAHgBgAHuAogB8guSAQczLjUuMS4xmAEAoAEBqgELZ3dzLXdpei1pbWfAAQE&scient=img&ei=sNsTYMb4DpSE-Aa4zoGQDg&bih=640&biw=1350)

[https://www.google.com/search?q=affixed+words+worksheets&tbm=isch&ved=2ahUKEwjQm\\_CljMHuAhVZxYsBHTiuDuAQ2-cCegQIABAA&oq=affixed+words+WORK&gs\\_lcp=CgNpbWcQARgAMgQIABAYOgIIAdoECAAQHjoGC AAQBRAeOgYIABAIEB5Q0pUCWMGfAmCsRAJoAHAAeACAAaIDiAGJCZIBCTAuMi4yLjAuMZgBAKABAaoBC2d3cy13aXotaWInwAEB&scient=img&ei=KvkTYNDeK9mKr7wPuNy6gA4&bih=640&biw=1350](https://www.google.com/search?q=affixed+words+worksheets&tbm=isch&ved=2ahUKEwjQm_CljMHuAhVZxYsBHTiuDuAQ2-cCegQIABAA&oq=affixed+words+WORK&gs_lcp=CgNpbWcQARgAMgQIABAYOgIIAdoECAAQHjoGC AAQBRAeOgYIABAIEB5Q0pUCWMGfAmCsRAJoAHAAeACAAaIDiAGJCZIBCTAuMi4yLjAuMZgBAKABAaoBC2d3cy13aXotaWInwAEB&scient=img&ei=KvkTYNDeK9mKr7wPuNy6gA4&bih=640&biw=1350)

[https://www.google.com/search?q=image+of+cartoon++victorstock&tbm=isch&ved=2ahUKWwO9KPN88DuAhXCxGEKHfjiBhAQ2-cCegQIABAA&oq=image+of+cartoon++victorstock&gs\\_lcp=CgNpbWcQA1CJ16gDWJ3qqANgIfGoA2gAcAB4AYABiASIAc0VkgELMS43LjMuMS4wLjGYAQCGAQGqAQtdnd3Mtd2l6LWltZ8ABAQ&scient=img&ei=Rt8TYI65HMKJhwP4xZuAAQ&bih=640&biw=1350](https://www.google.com/search?q=image+of+cartoon++victorstock&tbm=isch&ved=2ahUKWwO9KPN88DuAhXCxGEKHfjiBhAQ2-cCegQIABAA&oq=image+of+cartoon++victorstock&gs_lcp=CgNpbWcQA1CJ16gDWJ3qqANgIfGoA2gAcAB4AYABiASIAc0VkgELMS43LjMuMS4wLjGYAQCGAQGqAQtdnd3Mtd2l6LWltZ8ABAQ&scient=img&ei=Rt8TYI65HMKJhwP4xZuAAQ&bih=640&biw=1350)