



Republic of the Philippines
Department of Education
National Capital Region
DIVISION OF CITY SCHOOLS – MANILA
Manila Education Center Arroceros Forest Park
Antonio J. Villegas St. Ermita, Manila



ENGLISH 7

Acknowledging Diversity

Quarter 3 Module 1

Most Essential Learning Competency:

Use correct and appropriate multi-media resources when orally giving information, instructions, making explanations and narrating events in personal or factual recounts.

EXPECTATIONS

In this module, you will use correct and appropriate multi-media resources when orally giving information, instructions, making explanations and narrating events in personal or factual recounts.

Specifically, this module will help you to

- Recognize the elements of multimedia
- Use appropriate multimedia resources when orally giving information and making explanations
- Use the imperative form of the verb in giving instructions
- Differentiate a factual recount from a personal recount
- Narrate events in factual or personal recount using the simple past tense of the verb

PRETEST

The following are situations which you may encounter in your studies, not only in English, but in other subject areas as well. Choose the kinds of multimedia resources that you will use from the pictures below.

What multimedia resources will you use if...

- ___ 1. you have been asked by your teacher to research on environmental problems caused by global warming.
- ___ 2. you need to give an announcement to a big crowd?
- ___ 3. your group is tasked to make a video advertisement on anti-bullying or discrimination?
- ___ 4. you need to present the findings of your survey in a graph?
- ___ 5. you need to inform your classmates about your unexpected absence in class due to an emergency in your family?

A




B



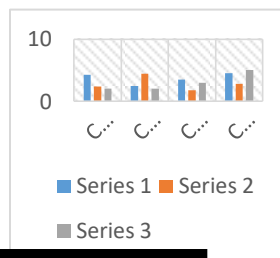
C



D



E



F



LOOKING BACK TO YOUR LESSON

Do you know what ***multimedia*** is?

By simply looking at the pictures on the right, can you guess what the word multimedia means?



<http://clipart-library.com/>

BRIEF INTRODUCTION

The term **multimedia** comes from two words: **multi** which means multiple or many, and **media** which refers to means of communication. Therefore, multimedia is a combination of many and different types of means of communication.

Multimedia has five elements.



Text – these are words, sentences, and paragraphs, just like what you read in books, newspapers, magazines, text messages and the likes.



Audio – the sound elements. These include the use of speech, music and sound effects.



Video – a recording of moving visual images



Graphics – illustration of ideas through still pictures, tables, graphs and other images



Animation – the process of making a static image look like it is moving

Based on these elements, you would know that multimedia resources come in many forms. It can be your newspaper or magazine, your computer, your smartphone, your tablet, your camera, your radio, and other electronic gadgets connected to the internet. You can use any or a combination of these multimedia resources in **giving information**, **giving instructions** and in **making explanations**.

Sources: <https://www.youtube.com/watch?v=aZAnV0xx9P0>
https://www.youtube.com/watch?v=w_-0E-OiEqc
https://www.youtube.com/watch?v=Syeu_13sAJE&t=94s

Now that you know what multimedia resources are and how they can be used in giving information and instructions, as well as in making explanations, do the exercises that follow.

Activity 1:

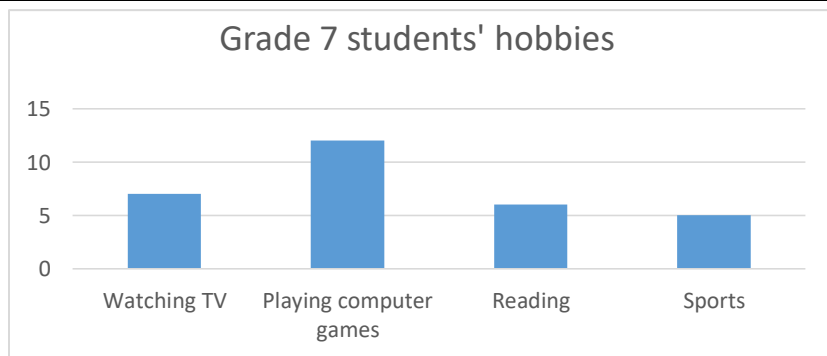
Orally giving information or explanation

Interpret the graph shown. Accomplish the task by filling out the paragraph on the next page, record your answer and send the recording to your teacher.

Legend:

X axis- hobbies

Y axis- number of students



The chart is about (1) _____. There were four kinds of hobbies to

choose from namely: (2) _____, (3) _____, (4) _____, and (5) _____. The most preferred hobby by grade 7 students is (6) _____, while the least preferred is (7) _____. There were (8) _____ students who said they like watching TV, but six students take (9) _____ for their hobby. The total number of grade 7 students who were asked about their hobby is (10) _____.

Activity 2:

Giving Instructions Using Imperatives

An *imperative* sentence is a type of sentence used when giving a command or instruction. The base form of the verb is used. It can be positive or negative.

Examples:

Positive

Go.

Move.

Avoid.

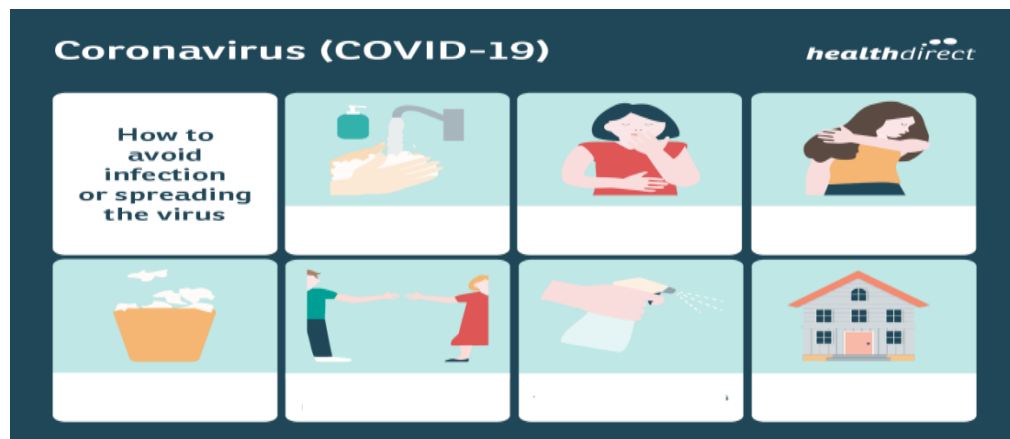
Negative

Do not go. / Don't go.

Do not move. / Don't move.

Do not avoid. / Don't avoid.

Directions: Construct instructions using positive and negative statements as suggested by the pictures below. Write your answers in a sheet of paper.



Source: <https://www.healthdirect.gov.au/coronavirus-covid-19-in-pictures>

Activity 3

Narrating factual or personal recounts

Do you know what a **recount** is? To recount is to retell or describe an event or an experience to make the readers or the listeners feel as if they were there.

A recount may be *factual* or *personal*. A factual recount focuses more on the recorded details and facts of a particular event, while a personal recount is one where the writer or the speaker has been personally involved in.

Police reports, news stories, history, biography, and incident reports are factual recounts in the sense that the writer or speaker who is not personally involved in the situation retells the events objectively. It is told in the third person point of view. Therefore, pronouns like *he*, *she*, *they*, *them*, etc. are often used.

On the other hand, diaries, journals, anecdotes, and personal letters are examples of personal recounts. You will notice that the first-person pronouns, *I*, *me*, *our* and *we* are used. Source: <https://www.literacyideas.com/recounts>

Activity 3.1

Read the two examples below. Which one is factual? Which one is personal?

A

It was one Friday afternoon when four of my classmates and I decided to go to the house of our group leader, Jackie. We were supposed to shoot a video for our drama presentation in our English class. We had the house all by ourselves as Jackie's parents were still at work.

During the first half hour, we accomplished nothing because we kept on changing the script to accommodate some suggestions of our groupmates. The next half hour, we kept on quarreling and laughing on our mistakes that Jackie nearly called it off. Later, however, we all became serious with our roles. We were all happy that we were doing better.

Suddenly, our classmate Ver who was acting as our camera man that day paused and scared us all when he said he thought he had caught a ghost in his camera.

B

A medical technologist serving as a frontliner in Valenzuela City Hospital has died of possible stroke while he was biking on his way to work.

Rustico Vergara, 42 years old and a resident of Saluysoy, Meycauayan, Bulacan was found lifeless on the road by policemen yesterday morning, around 8:00 at Banga, McArthur Highway. Witnesses claimed that Vergara, stopped several times and tried to rub his chest before finally collapsing.

His widow, Jessica, said that her husband has made it a habit to bike his way to his place of work because it saved him time and money.

If you say that the first narrative is *personal* and the second is *factual*, you are correct.

Activity 3.2

This time, you will narrate events in factual recounts. To do this, you must get one news article. The questions below will help you organize your factual recount. Write your answer on a sheet of paper.

1. What is the news about?
2. When and where did it happen?
3. Who are the people involved?
4. What happened?

Activity 4



It is your turn: In the previous activity, you learned how to narrate a factual recount. Now, try narrating a personal one. Choose one of the suggested scenarios on the next page. Write your recount on a separate sheet of paper, then read it aloud in class or post it on your Facebook.

A Scary Evening

A Christmas to Remember

REMEMBER

- Multimedia resources refer to any or a combination of various means of communication such as the newspaper, magazines, computer, cellphones, tablets, and other electronic gadgets that use the internet.
- Multimedia resources can be used in orally giving information, instructions, and explanations. They can also be used in narrating factual or personal recounts.

CHECK YOUR UNDERSTANDING

Supposed you are to report on the topics below through a computer and a projector in the class. What other multimedia resources or computer programs and applications will you use to give oral information, instructions, or explanations? Choose your answers from the box.

- | | |
|---------------|------------------------|
| A. Pictures | D. Newspaper |
| B. Pictograph | E. Smart art on cycles |
| C. Internet | F. Microphone |

- _____ 1. Different ethnic groups in the Philippines
- _____ 2. Photo essay of your community service
- _____ 3. Life cycle of a butterfly
- _____ 4. News about a national issue
- _____ 5. Population growth of the Philippines over the last 10 years

POST TEST**Application:**

Create a 2-minute video clip or write a journal entry about your morning routines. Submit your output to be rated by your teacher using his/ her own created rubric.

You can start your output this way:

Hey guys, my name is _____ and these are the things I do every morning. First, I fix my bed after I got up. Then . . .

REFLECTIVE LEARNING SHEET

NAME: _____ DATE: _____

SECTION: _____ TEACHER: _____

Let your teacher know your overall experience in finishing this lesson using the given emojis. Share your answer by completing the chart below.



Like



Confused



Care



Call-a-friend

Question	Emoji	Lesson Activity	Reflections
Which lesson activity do you find easy to answer?			
Which lesson activity do you find difficult to answer?			
Which lesson activity someone assisted you in answering? Who assisted you?			
Which lesson activity do you want extra assistance from your teacher?			
In what way this lesson can be applicable to you in real life situation?			

Photo credit: <https://www.pngflow.com/en/free-transparent-png-mokqn/download>

References

Azlan, Fathy. *Audio Elements in Multimedia*.

<https://www.youtube.com/watch?v=aZAnV0xx9P0>

Galoway, Bek. Recounts Step 5. An outline of the writing purpose "To Recount" for students at Step 5 of Bex Writing Hub which is Level 2 of the NZC and 'by the end of year 4' according to NZ National Standards.

<https://www.youtube.com/watch?v=dFOdkgXJGsc>

Multimedia Learning, https://www.youtube.com/watch?v=w-_0E-OiEqc

Recount Writing: How To, Holly Fairbrother,

<https://www.youtube.com/watch?v=35F2vgkxRxA>

What is Multimedia | Multimedia Definition | Multimedia Communication

Computer Education for All. https://www.youtube.com/watch?v=Syeu_l3sAJE&t=94s

Writing a Recount. Literacy Ideas for Teachers and Students.

<https://www.literacyideas.com/recounts>

Images

<http://clipart-library.com/search2/?q=studying%20emoji#gsc.tab=gsc.q=studying%20emoji&gsc.page=1>

<http://clipart-library.com/search2/?q=multimedia%20resources#gsc.tab=1&gsc.q=multimedia%20resources&gsc.page=7>

<http://clipart-library.com/search2/?q=megaphone#gsc.tab=1&gsc.q=megaphone&gsc.page=3>

<http://clipart-library.com/search2/?q=spooky%20evening#gsc.tab=1&gsc.q=spooky%20evening&gsc.page=1>

[http://clipart-library.com/search2/?q=Christmas carols#gsc.tab=1&gsc.q=Christmas carols&gsc.page=6](http://clipart-library.com/search2/?q=Christmas%20carols#gsc.tab=1&gsc.q=Christmas%20carols&gsc.page=6)

<http://clipart-library.com/search2/?q=helping%20other%20people#gsc.tab=1&gsc.q=helping%20other%20people&gsc.page=3>

<https://www.healthdirect.gov.au/coronavirus-covid-19-in-pictures>

Development Team:

Writer	: Ma. GERALINE R. ALBA, Master Teacher II
Illustrator/s	:
Layout Artist/s	:
Content Editor	: Josephine G. Dasco, Head Teacher VI

Management Team:

Regional Director	: MALCOLM S. GARMA, Director IV
Schools Division Superintendent	: MARIA MAGDALENA M. LIM, CESO V
CLMD Chief	: GENIA V. SANTOS
CID Chief	: AIDA H. RONDILLA
Regional EPS (Learning Area)	: ARNOLD S. GATUS
Regional LR	: DENNIS M. MENDOZA
SDO EPS (Learning Area)	: VICENTE M. VICTORIO JR.
SDO LR	: LUCKY S. CARPIO
Regional Librarian	: NANCY M. MABUNGA
PDO II	: ALBERT JAMES P. MACARAEG
Librarian II	: LADY HANNAH C. GILLO

ANSWER KEY

Activity 2, 3 and 4
Answers vary.

Check Your
Understanding

1. C
2. A
3. E
4. D
5. B

Activity 1

1. hobbies of gr.7 students
2. watching TV
3. playing computer games
4. reading
5. sports
6. playing computer
7. sports
8. seven (7)
9. reading
10. thirty (30)

Pre-test

1. D
2. F
3. A
4. E
5. C